



&

## Do It Yourself College Rankings

GET THE INFORMATION YOU NEED TO FIND THE  
BEST COLLEGE FOR YOU

### *Webinar Summer Series*

The webinar will start shortly. Please be patient.

We recommend fullsizing your screen



We also recommend taking advantage of the Q&A  
section in the right hand margin.

# Scholarships & Discounts Galore



Colleges  
priced like  
airline  
tickets!




# Scholarship Sources

Scholarship Source	Percentage of Scholarships
Federal Government	44%
Colleges	36%
State government	9%
Private scholarships	7%

# Federal Financial Aid

Pell Grant: Biggest Federal Grant



Low-income families eligible

> \$24,000 income qualifies for full \$5,550 grant

# Merit Money




Billions in college  
merit aid each  
year

87% of  
students receive  
merit aid at  
private colleges

53% average  
tuition discount  
at private  
schools

# College Rankings Influence



# Merit & Fin. Aid at Colleges



# Out-of-State Merit Aid

Schools that cut price for top non-residents:

University of Colorado

University of Arizona

University of North Carolina

University of Missouri

Indiana University

University of Maryland

University of Michigan

University of Minnesota

University of Vermont

Arizona State University

Ohio State University

University of Oklahoma





# Private School Aid Packages

Grant	% Aid	Average
Stanford	100%	\$39,933
Pomona College	100%	\$37,639
Amherst College	100%	\$43,576
Harvard	100%	\$44,326
Georgetown U.	100%	\$32,019
U. Of Chicago	100%	\$39,904

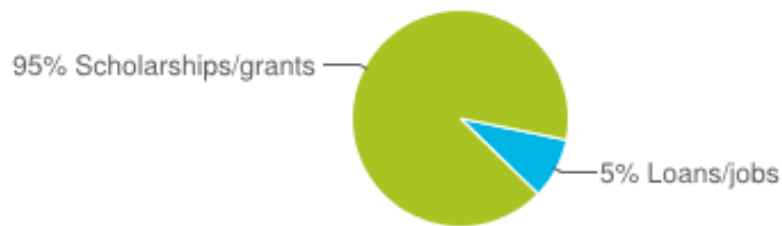
# High Debt/High Cost Schools

Drexel	61%
NYU	61%
Santa Clara U.	69%
Emerson	70%
Loyola Marymount	72%
American U.	76%
USD	72%
Fordham U.	78%



# College Board: Claremont McKenna College

## Financial Aid Distribution



Undergraduate aid typically awarded as shown

**100%**  
% of need met

**81%**  
% of freshmen with  
need who received  
financial aid

**\$38,850**

Average 1st year financial aid  
package

[Calculate Your Net Price](#)

Financial aid can include grant  
loans, scholarships and work-s  
jobs. Every student's financial  
package varies depending on  
individual circumstances.

[How to Apply  
for Financial Aid](#)

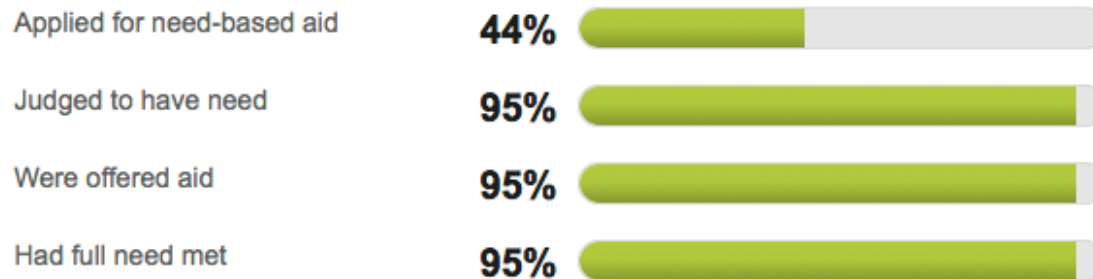
[Policies & Stats](#)

[Scholarships](#)

[Part-Time Costs](#)

# Claremont McKenna College

## Financial Aid Stats for All Undergraduates



**\$0**

Avg need-based loan

**\$36,530**

Avg need-based scholarship or grant

## Work Study Programs:

This school offers the following work study options:

- Nights
- Weekends

**\$5,216**

Avg non need-based aid

## Tuition Plans Offered:

Tuition guarantee plans

**\$15,936**

# Santa Clara University

## Financial Aid Distribution

78% Scholarships/grants



22% Loans/jobs

Undergraduate aid typically awarded as shown

**69%**

% of need met

**67%**

% of freshmen with need who received financial aid

**\$24,170**

Average 1st year financial aid package

[Calculate Your Net Price](#)

Financial aid can include grants, loans, scholarships and work-study jobs. Every student's financial aid package varies depending on individual circumstances.

[How to Apply for Financial Aid](#)

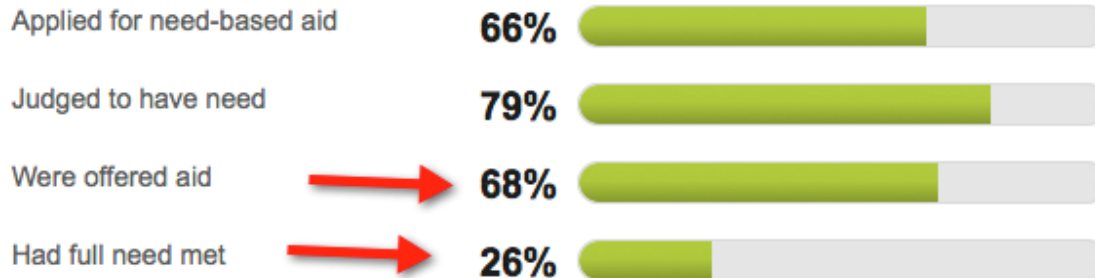
[Policies & Stats](#)

[Scholarships](#)


[Part-Time Costs](#)

# Santa Clara University

## Financial Aid Stats for All Undergraduates



## Work Study Programs:

This school offers the following work study  options:

- Nights
- For part-time students

**\$3,388**

Avg need-based loan

**\$18,274**

Avg need-based scholarship or grant

**\$11,439**

Avg non need-based aid